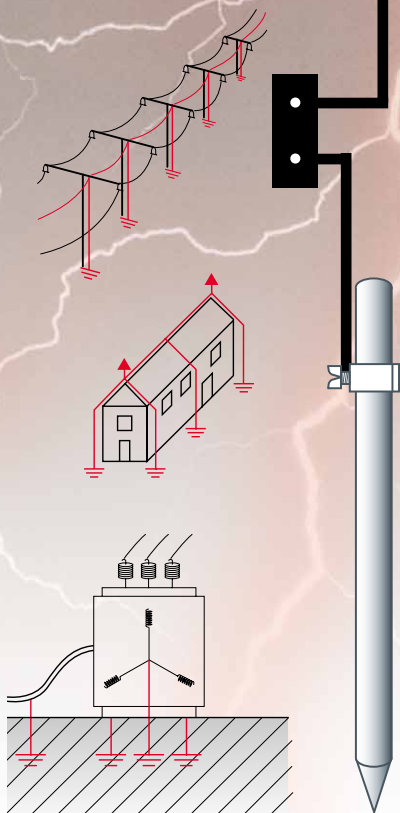



# *Quick checking of earth loops*

**C.A 6410  
C.A 6412  
C.A 6415**

**EARTH  
CLAMPS**



**$\Omega$  mA**

An active element in electrical protection, the earthing is usually made up of several links to the equipotential surface (surface of the earth), thus forming multiple loops. To complement the traditional continuity and earth measurements, clamp-on earth resistance testers offer the advantage of quick earth testing in total safety (the electrical installation remains

connected to earth, even during the test). Clamps C.A 6412 and C.A 6415 can also be used to measure the leakage currents flowing to the ground. To further optimize your testing operations, the C.A 6415 model also has an alarm function (buzzer if threshold is exceeded) and a measurement logging function.



	Range <sup>(1)</sup>	Resolution	Accuracy <sup>(2)</sup>
<b>Resistance measurement</b>	0.10 to 1.00 Ω	0.01 Ω	± (2 % + 0.02 Ω)
	1.0 to 50.0 Ω	0.1 Ω	± (1.5 % + 0.1 Ω)
	50.0 to 100.0 Ω	0.5 Ω	± (2.0 % + 0.5 Ω)
	100 to 200 Ω	1 Ω	± (3.0 % + 1 Ω)
	200 to 400 Ω	5 Ω	± (6.0 % + 5 Ω)
	400 to 600 Ω	10 Ω	± (10 % + 10 Ω)
600 to 1200 Ω	50 Ω	-	-
<b>RMS current measurement</b> (3)	1 to 300 mA	1 mA	± (2.5 % + 2 mA)
	0.300 A to 3.000 A	1 mA	± (2.5 % + 2 mA)
	3.00 A to 30.00 A	10 mA	± (2.5 % + 20 mA)


<sup>(1)</sup> Automatic range change  
<sup>(2)</sup> In the reference conditions  
<sup>(3)</sup> Additional function available on models C.A 6412 and C.A 6415

## General specifications

- Clamping diameter: 32 mm
- Temperature of use: -10 °C to +55 °C
- Storage temperature: -30 °C to +70 °C
- Relative humidity: 0 % to 75 % RH
- IP 30 as per EN 60529
- Dimensions : 235 x 100 x 55 mm
- Model C.A 6415:  
Alarm threshold adjustable from 1 Ω to 199 Ω  
Memory capacity: 99 measurements.

## Electrical specifications

- Complies with EN 61010-2-032
- Dual insulation, class 2
- 150 V, cat. III, pollution level 2
- Max. overcurrent: 100 A AC constant
- Measurement frequency: 2400 Hz
- Charge life: with 9 V alkaline battery (Cd/Ni battery accepted):  
1500 thirty-second measurements



## To order

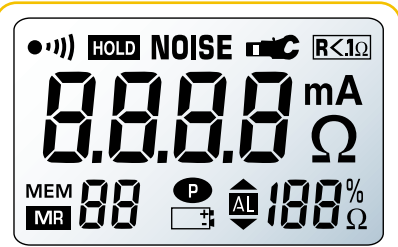
- C.A 6410 ..... P01.1220.11
- C.A 6412 ..... P01.1220.12
- C.A 6415 ..... P01.1220.13

Each clamp-on earth resistance tester is delivered in a carrying case with one 9 V battery and a user's manual.



- Calibration loop  
CL1 ..... P01.1223.01

Your distributor



## Models C.A 6410, 6412 and 6415

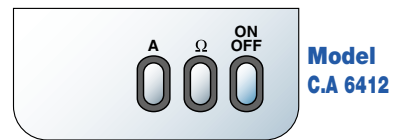
- Ω Resistance measurement
- R<1Ω** Resistance under 0.1 Ω
- 100% Remaining battery charge life
- Battery indicator
- P** Automatic shutdown inhibited
- HOLD** Holding of display
- Buzzers active
- NOISE** Significant eddy currents
- Jaws not closed properly

## Models C.A 6412 and 6415


- mA** Current measurement
- AL 188** Alarm function
- MEM** Recording in memory
- MR 88** Reading memory



- ON** Start Ω / stop + autotest
- OFF**



- ON** Start / stop + autotest
- OFF**
- Ω Resistance measurement
- A** Current measurement



- ON** Start / stop + autotest
- OFF**
- Ω Resistance measurement
- A** Current measurement
- MEM** Recording of measurement
- AL** Alarm activation and adjustment

FRANCE  
**Chauvin Arnoux**  
 190, rue Championnet  
 75876 PARIS Cedex 18  
 Tel: +33 1 44 85 44 86  
 Fax: +33 1 46 27 95 59  
 export@chauvin-arnoux.fr  
 www.chauvin-arnoux.fr

UNITED KINGDOM  
**Chauvin Arnoux Ltd**  
 Waldeck House - Waldeck Road  
 MAIDENHEAD SL6 8BR  
 Tel: +44 1628 788 888  
 Fax: +44 1628 628 099  
 info@chauvin-arnoux.co.uk  
 www.chauvin-arnoux.co.uk

MIDDLE EAST  
**Chauvin Arnoux Middle East**  
 P.O. BOX 60-154  
 1241 2020 JAL EL DIB (BEIRUT)  
 Tel: +961 1 890 425  
 Fax: +961 1 890 424  
 camie@chauvin-arnoux.com  
 www.chauvin-arnoux.com

**CHAUVIN ARNOUX**  
 GROUP